

The SOLIDWEDGE™ is a breakthrough technology that allows conduction cooled modules to operate at higher thermal loads in higher temperature environments.

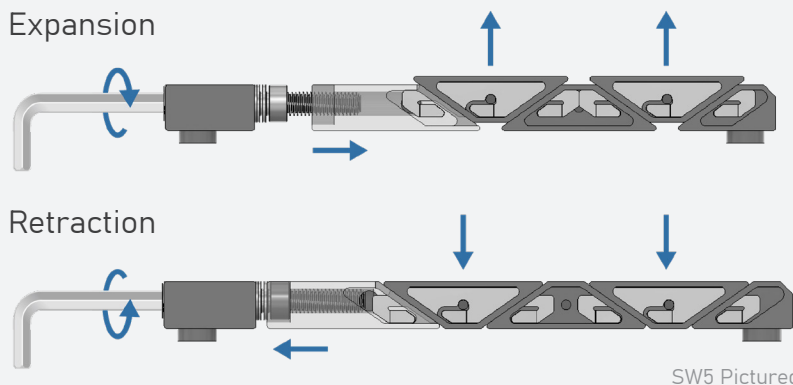
OPTIMIZED FOR VITA 48.2 AND CPCI



**US PATENT
8,456,846**

POSITIVE RETRACTION

Adjacent wedge segments are connected to prevent a stuck wedge lock. Turning the drive screw counterclockwise retracts the threaded drive wedge, pulling each of the connected segments down to their relaxed position.



SW5 Pictured

THERMAL RESISTANCE

0.1 °C/W Resistance per Card Edge

FEATURES

- 1000 lb Clamping Force
- Mass: 19 g
- Helicoil Insert
- #6 Drive Screw
- Zero Insertion Force
- Low Profile Design
- Self-Retracting Segments
- Superior Plating Endurance
- Optimized for VITA Specifications
- Models Available for Download
- Torque to 6-10 in-lbs

MATERIALS

Active Wedge Segments: 6061-T6511

Front Mounting Block: 6061-T6511

Screws, Nuts, Washers:
300 Series Stainless Steel
(passivated per AMS - 2700)

Helicoil Wire Insert: Nitronic 60

3D MODEL:

<https://a360.co/3wie153>

The SOLIDWEDGE™ design provides three times the thermal contact area of conventional wedge locks. The design also features a larger screw size, which creates higher contact forces between the heat frame and cold wall surfaces, significantly improving thermal performance.

The interconnected links of the SOLIDWEDGE™ feature positive retraction of all segments without the use of springs or other mechanisms.

PART NUMBER BUILDER

Required

Additional Specifications

SW5	475	275	300	XXX	XX	30D	B075	YY
Wedge:	Spacing:	Height: 0.275"	Width: 0.300"	Hex:	Finish:			
4.75" MOUNTING HOLE SPACING								
SW - SOLIDWEDGE 5 - ACTIVE SEGMENTS		3/32" HEX KEY - [6332] M2.5 HEX KEY - [6M25] 7/64" HEX KEY - [6764]						
<div> <div>BLACK ANODIZE PER MIL-A-8625, TYPE II, CLASS 2</div> <div>HARD BLACK ANODIZE PER MIL-A-8625, TYPE III, CLASS 2</div> <div>CHEMICAL FILM CLEAR</div> <div>CHEMICAL FILM GOLD</div> <div>ELECTROLESS NICKEL</div> </div>		See last page for more plating info		<div> <div>[BA]</div> <div>[BH]</div> <div>[CC]</div> <div>[CG]</div> <div>[EN]</div> </div>		<div> <div>1</div> <div>2</div> <div>3</div> </div> <div>30° WEDGE SEGMENTS</div> <div>BOSS LENGTH 0.075"</div> <div>[BV] - BELLEVILLE WASHERS [NL] - NYLOK LOCK PATCH</div>		

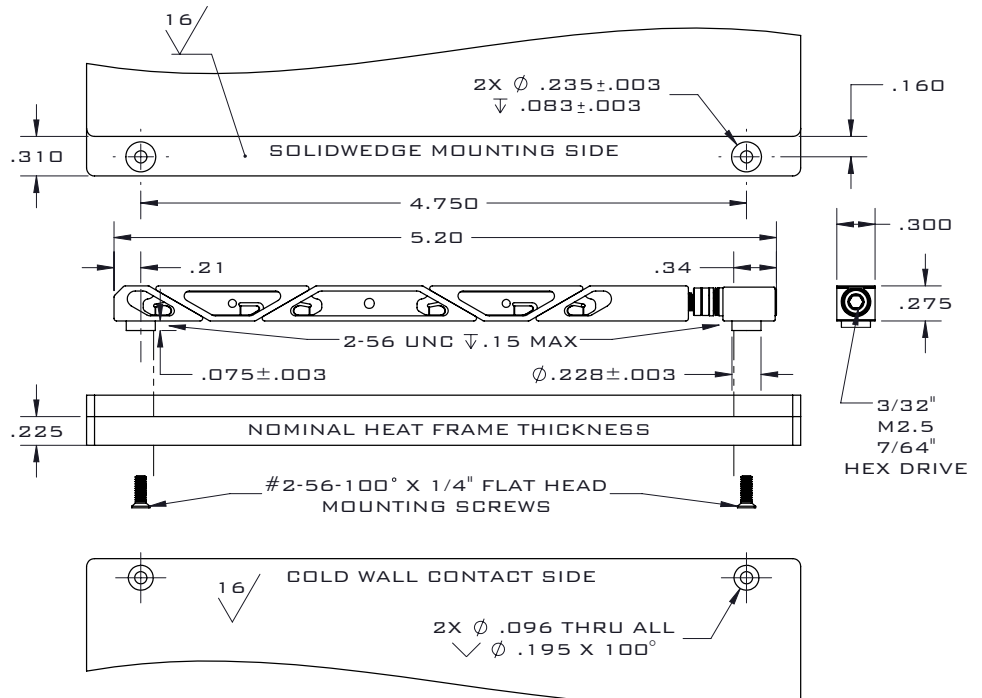
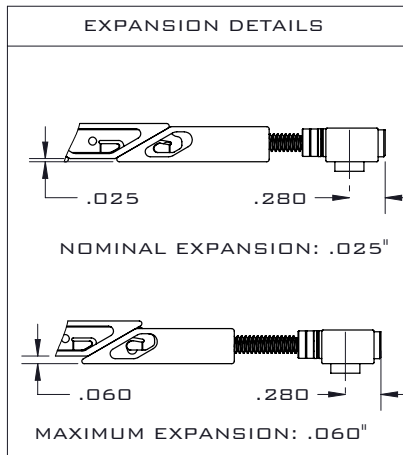
RECOMMENDED PART NUMBER: SW5-475-275-300-6332-BA-30D-B075-BV

MOUNTING DETAILS

UNLESS OTHERWISE SPECIFIED

DIMENSIONS ARE IN INCHES.

TOLERANCES:
TWO PLACE DECIMAL: ±.01
THREE PLACE DECIMAL: ±.005



Standard material specs for WaveTherm's SOLIDWEDGE™, injector/ejectors, and OpenCOTS products.

ASSEMBLY HARDWARE



300 SERIES STAINLESS STEEL

Compliance	Specification	Use Case
✓ DFARS	Passivated per	Standard material for screws, nuts, washers,
✓ RoHS	AMS-2700	and SOLIDWEDGE™ straps in WaveTherm product
✓ REACH		assemblies.

ALUMINUM PLATING



BLACK ANODIZED - BA

Compliance	Specification	Properties and Use Case
✓ RoHS	MIL-A-8625	Provides reliable corrosion resistance and durability.
✓ REACH	Type II Class 2	Ideal for use in demanding applications requiring high insertion/extraction counts.



BLACK ANODIZED HARDENED - BH

Compliance	Specification	Properties and Use Case
✓ RoHS	MIL-A-8625	Provides superior corrosion resistance and high
✓ REACH	Type III Class 2	durability. Ideal for use in harsh and rugged environments with high insertion/extraction counts.



CHEMICAL FILM CLEAR - CC

Compliance	Specification	Properties and Use Case
✓ RoHS	MIL-DTL-5541	Provides good corrosion resistance and electrical
✓ REACH	Type II Class 1A Clear	conductivity with lower durability. Not ideal for high insertion/extraction counts.



CHEMICAL FILM GOLD - CG

Compliance		Specification		Properties and Use Case
✖	RoHS	MIL-DTL-5541	MIL-C-5541	Provides good electrical conductivity with lower durability. Not suited for high insertion/extraction counts.
✖	REACH	Type I	or* Class 1A	
		Class 1A	Gold	
		Gold		



ELECTROLESS NICKEL - EN


Compliance		Specification		Properties and Use Case
✓	RoHS	MIL-C-26074	AMS-C-26074	Provides excellent thermal performance and excellent electrical conductivity. Ideal for high-performance thermal management.
✓	REACH	Class 4	or* Class 4	
		Grade B	Grade B	

Images for demonstration only

*varies based on plating vendor's certificates of conformance

SOLIDWEDGE™ INSTALLATION


1



x2 per SOLIDWEDGE

Apply Loctite 2760 to #2-56-100° flat head mounting screws (not included)

2





Align SOLIDWEDGE to mounting hole locations

3




Install screws and torque to 2 in-lbs. Ensure mounting screw doesn't hit drive screw.
(reference mounting drawing for max thread engagement)

CHECK INSTALL



Check alignment on both mounting blocks after torquing and press to straighten if necessary.



Ensure SOLIDWEDGE is functioning correctly by expanding and contracting with a hex key.

WARNING:



SOLIDWEDGES are not intended to be mounted directly to PCBs. The opposing force of the mounting blocks may result in board damage.